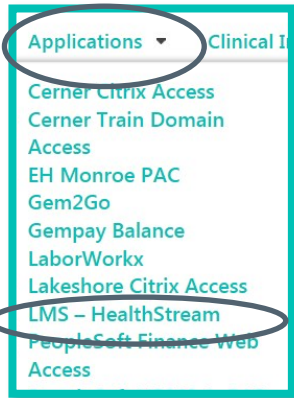



1. Access the Learning Management System (HealthStream) from our intranet home page.

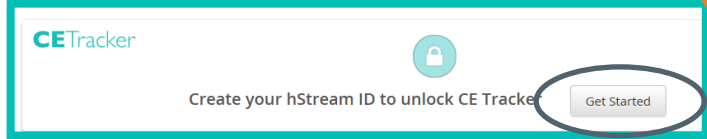
If you do not have a HealthStream account with EvergreenHealth, contact the CME office at CE@evergreenHealthCare.org to have a transcript manually created for you.




2. Select Completed



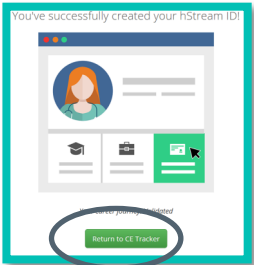
A. If you have not already created your hStream ID, click on Get Started. You will only do these steps once.



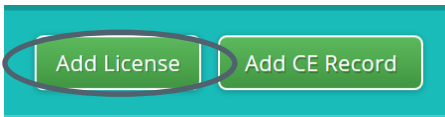
B. Click on Create my hStream ID. Provide the requested information, create a password, and agree with the terms of service. Then click Continue. Follow the process to receive and confirm a verification code.




C. Return to CE Tracker.



D. Provide your professional license type, state and number.



3. Return to "Completed"



4. Select your desired date range. Select "Only show items with CEU."

